

LIVE THE  
**SEA-DOO®**

LIFE



2019





# Welcome to your Sea-Doo life



Just off-shore, your new life awaits – one that brings with it endless excitement, adventure, and freedom. We see things a little different around here — and so will you. It doesn't matter if you live in Miami, Madrid or Melbourne; there's a Sea-Doo life for you.

Go off and explore the Maori Rock Carvings, surf along an endless wake, kick back and catch rays – heck, you can even catch a Mahi Mahi. If it's in, on, or around the big beautiful blue, you'll have a better time riding on a Sea-Doo watercraft.

## The Next Generation of Sea-Doo

4

**NEW**

## Sport Fishing FISH PRO™ Model

6

## Performance RXP®, RXT®, GTR™ Models

10

## Touring GTX† Models

14

## Tow Sports WAKE™ Model

18

## Recreation GTI™ Models

22

## Rec Lite SPARK® Models

26

## Innovative Technology

30

## Engines and Hulls

32

## Accessories and Clothing

34

## Specifications

36



Owning a Sea-Doo is the first step — but to truly live your best Sea-Doo life, ride with respect to the waterways and other craft. We'll all enjoy the world for years to come.

Learn how you can be a Responsible Rider on [seadooresponsiblerider.com](http://seadooresponsiblerider.com).

*The Next Generation  
of Sea-Doo*

# Designed for life at sea

Redesigned for how you ride, the newest Sea-Doo models feature more usable space, superior stability, easy-access storage and a sound system that sings. Stretch your legs, head into rougher waters, bring more snacks, and play louder tracks—this is your Sea-Doo life, after all. Available on the Sea-Doo RXT, GTX, WAKE PRO, and the all-new FISH PRO.

## Stable at Its Core

**At Rest. At Speed. Always Steady.**

Our most stable platform ever is the industry standard in rough waters. So whether you're parked in a cove, fishing or hauling at speed, these Sea-Doo models feel steady and sure. Even with three on board or someone boarding, it'll stay true.

Redesigned hull and lower center of gravity for improved stability at high and low speeds, in big or small chop.

Hull is 2.5 cm (1") wider for improved stability at rest or boarding.



## Space to Sprawl Out

**Configurable. Comfortable. Groundbreaking.**

With comfy, modular 3-Up seating, and a useful and large swim platform, the newest design makes hanging out just as fun as riding around.

Large, flat swim platform to prep for fun or kick back for hours.

Modular removable seating is configurable for hanging out, sunbathing or a face-to-face picnic.



## Sound? Check.

### Integrated. Bluetooth. Waterproof.

Ride to the beat of your own drum with the BRP Audio-Premium System. With the swipe of a finger, create the vibe you want with the industry's first manufacturer-installed, truly waterproof, Bluetooth<sup>®</sup> audio system.

Two powerful 50-watt speakers for music clarity, even while riding.

Music will play even after engine is turned off.\*

Remote control pad on left speaker to quickly and easily change songs and volume.

You can now also listen to music while riding on a SPARK model with the new BRP Audio-Portable System.

\*Up to one hour.

## Smarter Storage Space

### Useful. Accessible. Functional.

All your gear is now within arm's reach. The industry's first direct-access front storage opens by simply raising the handlebar assembly.

No standing required. And extra rear storage is also possible with the secure Quick-Attach LinQ™ System.

Exclusive LinQ System lets you quickly and easily attach a fuel caddy, a bag, a cooler and more. Plus it can now be added to all the other platforms.

Large front storage is completely accessible from a seated position.

Glovebox features a waterproof, shockproof phone compartment with USB charger.\*

\*USB Port available as an accessory. Standard on GTX Limited model.





*Sport Fishing*



# Our newest glittering lure

## Introducing the all-new FISH PRO

For years, a collection of adventurous sport fishermen outfitted their Sea-Doo watercraft to take on all types of fishing, from the deep waters and open ocean to shallow coves. Now, Sea-Doo has designed the first and only watercraft built for fishing so even more people can experience this exciting new adventure.

An industry first, the FISH PRO is a combination of excitement, versatility and passion into one complete package. Cleverly designed with intuitive features that allow you to explore all fishing locations, get closer to the action, and experience fishing like never before.





## Sport Fishing

# NEW FISH PRO

*A New Perspective on Fishing*

Engine  
Rotax® 1503 NA

ST3 Hull  
Stable + Predictable

Capacity  
3 Riders



White and  
Night Green



## Features

- 1 LinQ Fishing Cooler**  
A rugged 51 L (13.5 US gal.) cooler specially designed for fishing with a recessed work surface, four innovative rod holders, trolling slots, tackle and bait storage, and quick-latch system.
- 2 Fishing Bench Seat**  
Designed for ease of movement from the driver to passenger position for fishing. Optimized for fishing facing sideways with increased lateral stability when combined with the angled footrests.
- 3 Trolling Mode**  
Slow Mode speed control to make trolling easy. Set your desired speed to one of the nine pre-set positions.
- 4 Garmin® Navigation and Fish Finder**  
Garmin ECHOMAP® Plus 62cv Fish Finder with a 15 cm (6-inch) screen and in-hull transducer.
- 5 Direct-Access Front Storage**  
A convenient bin organizer is ideal for storing quick access items like water bottles, sunscreen or a small tackle box.
- 6 Boarding Ladder**  
Boarding from the water has never been easier with the foldable boarding ladder.
- 7 Extended Rear Platform**  
More space for boarding and fishing while also increasing stability at rest or when carrying a full load of fish.
- 8 LinQ Attachment Points**  
Two sets of attachment points for the Fishing Cooler and additional LinQ accessories, such as a small cooler to bring your lunch and a fuel caddy for your extended trip on the water.
- 9 Angled Gunwale Footrests**  
Foot supports for increased comfort and stability when fishing in rough waters.
- 10 ST3 Hull™**  
The ideal hull for fishing is designed for rough water confidence when riding and unmatched stability at rest.
- 11 Watertight Phone Box**  
Shockproof smartphone storage to keep your phone protected while you ride. Also, keep your phone charged with our USB port (sold as an accessory).
- 12 70L Fuel Tank**  
A full 10-liter larger tank versus other models gives you even more time to spend out on the water for all day fishing adventures.



*Performance*



# Some serious seahorse power

Push the limits of what you can do, where you can go, and how fast you can get there with our powerful and precise performance models. The ST3 Hull, combined with the innovative Ergolock™ System on RXT models, maximizes control in any condition, making it the benchmark for rough water performance.

And for the thrill of outright acceleration, 100 kph is just 4.75 seconds\* away.

With available features like our Bluetooth Audio System and the exclusive LinQ Quick-Attach System for cargo, the go-anywhere, do-anything performance models make absolutely everything fun on the water. Hop on and fla-min-go!



## Performance



### RXT 230

*Unmatched Stability and Value*

**Engine**  
Rotax 1500 HO ACE™

**ST3 Hull**  
Stable + Predictable

**Capacity**  
3 Riders

● Black and Octane Blue



*Standard Features, Plus*

- Modular Ergolock Narrow Racing Seat
- Tilt Steering
- Exclusive Quick-Attach Rear Cargo System (LinQ)
- Direct-Access Front Storage and Watertight Phone Box
- Bluetooth Audio System (Accessory)
- Cruise Control

### GTR 230

*Accessible Power and Performance*

**Engine**  
Rotax 1500 HO ACE

**GTI Hull**  
Forgiving + Nimble

**Capacity**  
3 Riders

● Black and Octane Blue



*Standard Features, Plus*

- 117 L (30.8 US gal.) of Storage

### RXT-X 300

*Ultimate Offshore Performance Watercraft*

**Engine**  
Rotax 1630 ACE

**ST3 Hull**  
Stable + Predictable

**Capacity**  
3 Riders

● Eclipse Black and Lava Red

● Neon Yellow and Lava Grey



*RXT 230 Features, Plus*

- Acceleration of 0-100 kph in 4.75 seconds\*
- Launch Control Auto-Trim for Optimal Acceleration
- Angled, Extended, Footwell Wedges
- Race-Inspired X-Sponsons for Hull Stabilization
- X-Coloration, Graphics, Design and Gauge
- New for 2019! Eclipse Black and Lava Red premium colors

### RXP-X 300

*Ultimate Racing Watercraft*

**Engine**  
Rotax 1630 ACE

**T3 Hull™**  
Control + Precision

**Capacity**  
2 Riders

● Eclipse Black and Lava Red

● Neon Yellow and Lava Grey



*Standard Features, Plus*

- Acceleration of 0-100 kph in 4.88 seconds\*
- Ergolock System: Narrow Racing Seat and Angled Footwell Wedges
- Racing Handlebar with Adjustable Riser
- X-Coloration, Graphics, Design and Gauge
- New for 2019! Eclipse Black and Lava Red premium colors
- Trim Tabs

*Standard Features on Performance Models*

- Intelligent Brake and Reverse (iBR®)
- Closed-Loop Cooling System (CLCS)
- Intelligent Throttle Control (iTC™) with Sport Mode
- High-Performance Variable Trim System (VTS™)
- Anti-Theft Security System (D.E.S.S.™)
- iControl® Learning Key®

\*Acceleration based on BRP internal testing in optimal conditions.



*Touring*



# Life is all about balance

Stylish and comfortable, the Sea-Doo GTX Series is the pinnacle of watercraft touring, allowing you to reach secluded destinations in comfort and style. Comfort in the form of ergonomic, configurable seating, a large swim platform, and improved stability, allowing you to lounge onboard for hours. Style in the form of classic colors, a powerful Bluetooth Audio System, and the widest array of features.



## Touring



### GTX 155 / 230

*Luxurious Value and Control — Always in Style*

*Engine*

Rotax 1503 NA (GTX 155)  
Rotax 1500 HO ACE (GTX 230)

*ST3 Hull*

Stable + Predictable

*Capacity*

3 Riders

- Beach Blue Metallic and Lava Grey



### GTX LIMITED 300

*The Standard for Touring Performance*

*Engine*

Rotax 1630 ACE

*ST3 Hull*

Stable + Predictable

*Capacity*

3 Riders

- Liquid Grey Metallic and Equestrian Brown



#### *Standard Features, Plus*

- 102 L (28 US gal.) of Storage
- Bluetooth Audio System (Included in GTX 230 and accessory for GTX 155)
- High-Performance Variable Trim System (VTS)

#### *GTX 155 / 230 Features, Plus*

- Storage Bin Organizer and Dry Bag
- Bluetooth Audio System with USB Port
- Safety Equipment Kit
- Watercraft Cover
- Additional Gauge Functions: Time/Distance to Empty, Altitude Indicator
- Wood Brushed Mat Design on Swim Platform

#### *Standard Features*

- Modular Ergolock Seat with Stepped Design
- Direct-Access Front Storage and Watertight Phone Box
- Exclusive Quick-Attach Rear Cargo System (LinQ)
- Intelligent Brake and Reverse (iBR)
- Closed-Loop Cooling System (CLCS)
- Intelligent Throttle Control with 2 Riding Modes: Sport and ECO®
- Cruise Control and Slow Mode
- Tilt Steering
- Boarding Ladder
- Anti-theft Security System (D.E.S.S.)
- iControl Learning Key



*Tow Sports*



# Make waves on the water

Grab your wakeboard, skate, surf or anything else you can get on the water. Thanks to exclusive tow-focused features like Ski Mode, a Ski Pylon, and Board Rack, there's no other watercraft you'll want to get hitched on and towed behind. The WAKE PRO model features our latest platform, delivering the most stable ride in the industry.

With extra space for set-up, easy boarding, and a serious 100W Bluetooth Audio System, these models aren't kidding around.



## Tow Sports



### WAKE PRO 230

*Stability, Power and Music to Tow Like a Pro*

*Engine*  
**Rotax 1500 HO ACE**

*ST3 Hull*  
**Stable + Predictable**

*Capacity*  
**3 Riders**

 **Teal Blue Metallic  
and Lava Red**



#### *Standard Features, Plus*

- Exclusive LinQ Quick-Attach System for Cargo and Ski Pylon
- Direct-Access Front Storage and Watertight Phone Box
- Bluetooth Audio System (Accessory)
- Modular Ergolock Seat
- Tilt steering
- High-Performance Variable Trim System (VTS)

#### *Standard Features*

- 3-Position Retractable Ski Pylon
- Removable Wakeboard Rack
- Intelligent Throttle Control (iTC) with Ski Mode
- Boarding Ladder
- Cruise Control and Slow Mode
- Intelligent Brake and Reverse (iBR)
- Closed-Loop Cooling System (CLCS)
- Anti-Theft Security System (D.E.S.S.)
- iControl Learning Key



*Recreation*



# Full-size fun, full-size value

Your money goes further on water than you ever thought possible.

Fun and nimble handling. Room for three. More storage.

Close to 30% better fuel efficiency\* than anything else in their category.

They're perfect for everything from the short rip around  
the lake to a full day of family fun.

\*Based on BRP internal testing of 2017 GTI in optimal conditions.



## Recreation



### GTI 90 / 130

*Style, Stability and Some Serious Fun*

*Engine*

Rotax 900 HO ACE (GTI 90)  
Rotax 1503 (GTI 130)

*GTI Hull*

Forgiving + Nimble

*Capacity*

3 Riders

White and  
Krypton Green



### GTI SE 155

*More Convenience and Comfort for Days of Family Fun*

*Engine*

Rotax 1503 NA

*GTI Hull*

Forgiving + Nimble

*Capacity*

3 Riders

Beach Blue Metallic  
and Lava Grey



#### Standard Features, Plus

- Scratch and Impact-Resistant Lightweight Polytec Hull Material

#### Standard Features, Plus

- Touring Seat
- Boarding Ladder
- Variable Trim System (VTS)
- Fiberglass Hull
- Additional Gauge Functions: Fuel Consumption, Clock

#### Standard Features

- Intelligent Throttle Control with 2 Riding Modes: Sport and ECO
- 117 L (31 US gal.) of Storage
- Handlegrips with Palm Rest
- Intelligent Brake and Reverse (iBR)
- Closed-Loop Cooling System (CLCS)
- Wide-Angle Mirrors
- Anti-Theft Security System (D.E.S.S.)
- iControl Learning Key





*Rec Lite*



# Floats like a butterfly, stings like a jellyfish

Discover the most affordable, playful, compact, fuel-efficient and lightweight watercraft in the industry. Fun to ride and easy to tow with a small car, the SPARK is designed to make the most out of your summer on the water.

The one-of-a-kind SPARK TRIXX™ makes pulling off tricks so easy and so much fun, you'll never want the day to end.



## Rec Lite



### SPARK 2-UP

*One-of-a-kind Fun*

*Engine*

Rotax 900 ACE  
Rotax 900 HO ACE

*SPARK Hull*

Light + Easy to Handle

*Capacity*

2 Riders

-  Licorice and Mango
-  Vanilla and Blueberry
-  Pineapple and Candy Blue (900 HO ACE only)



*Standard Features, Plus*

- Intelligent Brake and Reverse (iBR) (900 HO ACE only)
- Sport Mode (900 HO ACE only)

### SPARK TRIXX 2-UP

*Playful Trickster*

*Engine*



Rotax 900 HO ACE

*SPARK Hull*

Light + Easy to Handle

*Capacity*

2 Riders

-  Orange Crush and Chili Pepper
-  Jalapeno and Pear



*Standard Features, Plus*

- Intelligent Brake and Reverse (iBR)
- NEW BRP Audio-Portable System (Accessory)
- Handlebar with Adjustable Riser to provide more leverage for increased rider input
- Step Wedges for more stability in different riding positions
- Extended-Range Variable Trim System (VTS) and Quick, Pre-Set Positions
- Sport Mode
- Bilge Pump

### BRP Audio-Portable System

Bring your summer sounds with you on and off the water with the completely detachable, Bluetooth and waterproof Audio System.



### Splash of Colors

Over 35 "Attitude" Graphic Kits plus many new accessories to personalize your SPARK.



*Standard Features*

- Intelligent Throttle Control (ITC) (900 HO ACE only)
- Closed-Loop Cooling System (CLCS)
- Scratch and Impact-Resistant Lightweight Polytec Hull Material
- Handlegrips with Palm Rest

### SPARK TRIXX 3-UP

*Playful Trickster Ready to Tow*

*Engine*



Rotax 900 HO ACE

*SPARK Hull*

Light + Easy to Handle

*Capacity*

3 Riders

-  Orange Crush and Chili Pepper
-  Jalapeno and Pear



*SPARK TRIXX 2-UP Features, Plus*

- Added stability with Platform Extension
- Longer Seat with place for 2 adults and 1 child
- Tow Sports Capability\*

\*Practicing tow sports requires the presence of a third person for spotting.

## *Innovative Technology*



### **Ergolock**

#### **Unmatched Control, Handling and Comfort**

The narrow, race-inspired seat and deep knee pockets let you lock in and use your legs for better control, reducing upper body fatigue and making you feel like one with the machine.

### **Variable Trim System**

#### **Trimmed to Perfection**

The Variable Trim System (VTS) allows you to easily find the ideal trim for any situation. The addition of the advanced Launch Control System will automatically adjust the VTS based on your current speed, to get on plane immediately.



### **iBR**

#### **The Industry's First and Most Intuitive On-Water Brake**

Recognized by the US Coast Guard for improving boat safety since 2009 and now in its third generation, the Sea-Doo exclusive iBR (Intelligent Brake and Reverse) system allows you to stop up to 48 m (160 feet)\* sooner than watercraft not using a brake. With both hands on the handlebars, riders can engage forward, neutral, and reverse for stable, worry-free maneuvering at low speeds.

\* Based on BRP internal testing.

## Closed-Loop Cooling System

### Efficient, Compact Reliability

Another Sea-Doo exclusive, the Closed-Loop Cooling System (CLCS) uses coolant to keep the engine running at ideal temperatures. Unlike competitors, this technology prevents corrosive salt water and damaging debris from entering the engine, for increased reliability, longevity and peace of mind. Offered as an expensive upgrade on traditional marine inboard engines, CLCS comes standard on all Sea-Doo models.

## Polytec

### Scratch and Impact-Resistant Lightweight Material

This innovative and robust material reduces the weight of the watercraft to deliver peak performance and efficiency, and makes it easy to tow with small cars. Plus, the color-in molding is more scratch-resistant than fiberglass.



## iTC

### Intelligent Throttle Control Adjusts to Different Driving Modes

**ECO MODE:** This exclusive Sea-Doo feature produces up to 46% improved fuel efficiency by automatically determining the most economical power delivery.

**CRUISE MODE:** Set it and forget it. This activity-specific mode lets you set your speed for cruising, tow sports, navigating no-wake zones and more.

**SPORT MODE:** The most responsive mode that gives you the top performance from your watercraft.

**SKI MODE:** Tow the perfect line, every time. The five different acceleration profiles make it easy for the driver to deliver a smooth launch and maintain a consistent pace, increasing predictability, so boarders can focus on shredding.

## Engines

With unmatched high performance, superior fuel efficiency and proven reliability, Rotax engines continue to set the standard in the industry. Every model features the industry-exclusive Closed-Loop Cooling System (CLCS) to keep corrosive saltwater and debris out of your engine for added peace of mind. To top it off, all ACE supercharged engines are maintenance free<sup>‡</sup>.

### ROTAX 1630 ACE

This pulse-pounding 300-hp<sup>2</sup> engine boasts the industry's best power-to-weight ratio<sup>3</sup>. Supercharged with an external intercooler, the Advanced Combustion Efficiency (ACE) technology delivers high efficiency and amazing acceleration. Case in point, the adrenaline pumping RXT-X goes from 0-100 kph in just 4.75 seconds.<sup>1</sup>

### ROTAX 1503

This engine continues to be a benchmark for reliability, performance and fuel economy, proven power, low overall weight, and ease of maintenance.

### ROTAX 1500 HO ACE

Equipped with Advanced Combustion Efficiency (ACE) technology and optimized for regular fuel, the 230-hp<sup>2</sup>, supercharged 1500 HO ACE uses components from our top-of-the-line ROTAX 1630 ACE to provide high performance at a high value, with acceleration from 0-96 kph<sup>4</sup> in just 5.2 seconds and superior fuel efficiency.

### ROTAX 900 HO ACE

The most compact and lightweight engine on the market today. The Rotax 900 HO ACE incorporates snappy acceleration, impressive fuel economy and an excellent power-to-weight ratio with a top speed of close to 80 kph (50 mph)<sup>5</sup>.

### ROTAX 1503 NA

The most powerful, naturally aspirated Rotax engine on a Sea-Doo offers instant acceleration for instant fun. This engine has been tested for more than a decade and has proven to be incredibly reliable and fuel-efficient.

### ROTAX 900 ACE

The most fuel-efficient, compact and lightweight engine on the market today. The Rotax 900 ACE features a great power-to-weight ratio with a top speed of 66 kph (41 mph)<sup>6</sup>.



XPS oils are developed for the best performance and longevity. They're the only oils developed and tested with BRP power train engineers to match the unique needs of our Rotax engines.

A circular logo with a thick black border containing the text 'E10' in a bold, sans-serif font, indicating the fuel grade.

<sup>1</sup> Inspect supercharger every 200 hours when the vehicle is used in intense conditions such as offshore riding, continuous operation at wide open throttle, etc. <sup>2</sup> Based on BRP internal testing of 2018 RXT-X 300 in optimal conditions. <sup>3</sup> Performance number in metric horsepower achieved under optimal testing conditions. <sup>4</sup> Based on engine power disclosed to EPA in kW (RXT-X 300) and information on manufacturer's website as of publication date. <sup>5</sup> Based on BRP internal testing of 2017 GTR-X 230 in optimal conditions. <sup>6</sup> Based on BRP internal testing of 2016 SPARK 900 HO ACE 1+1. <sup>7</sup> Based on BRP internal testing of 2016 SPARK 900 ACE 1+1.

## Hulls



Innovative hull designs for every riding style.



### ST3 HULL | Stable + Predictable

Whether you're at high speeds pounding rough offshore waters, at rest hanging out in a cove and fishing or simply boarding from the side, the wider hull offers industry-leading stability thanks to a lower center of gravity and improved hull design.



### GTI HULL | Forgiving + Nimble

This classic, responsive, moderate V-shaped hull is now crafted in both Fiberglass or Polytec for lighter weight, and increased strength to deliver an enjoyable ride in variable water conditions.



### T3 HULL | Performance + Precision

Ready, set, race. A deep V-shaped hull - the favorite of our Sea-Doo X-Team racers - allows unmatched control and precision for the sharpest turns and unrivaled handling. (RXP-X 300 only.)



### SPARK HULL | Light + Easy to Handle

Light on weight, heavy on fun. The flatter V-shaped hull makes riding fun and easy in flatter water and small chop. And makes whipping through rougher conditions even more thrilling.

Accessories and Clothing

# Live the Sea-Doo Life on and off the water

Innovative Sea-Doo riding gear and accessories are the perfect way to bring your Sea-Doo life from water to land. Discover multiple Sea-Doo LinQ accessories that allow you to go beyond the typical boundaries.

Get all the details at your local dealer.

**LinQ**  
SYSTEM™

## Fast. Easy. Secure.

Discover a game-changer. The Quick-Attach Rear Cargo LinQ System, standard on our latest Sea-Doo platform, can now be added to all the other models\*. Securely attaches cargo or ski pylon in seconds and without tools, it redefines what is possible with a watercraft. Because when you can pack more, play more, ride farther and keep food and drink cold and fresh, you no longer just go on rides, you go on adventures.

\*Except on SPARK 2-up. Additional LinQ Base Installation Kit is required to install LinQ accessories (except LinQ Ski Pylon) on unequipped models.



### LinQ Fuel Caddy

The easy-to-pour caddy can hold 15 L (4 US gal.) of fuel to explore more, and the LinQ Bags can stack on top to carry more.

### **NEW** LinQ Sport Bag

This 16 L (4.2 US gal.) rigid bottom, semi-rigid top bag can be used by itself or be stacked on top of the LinQ fuel caddy.

### LinQ Bag (not illustrated)

The semi-rigid expandable bag stores 21 L (5.5 US gal.), can stack on top of the LinQ fuel caddy and holds an entire adventure inside.

### LinQ Ski Pylon

With built-in grab handles for the spotter, the high-rise pylon keeps the rope out of the water and keeps the watersports going.



### **NEW** LinQ Box

A 19 L (5 US gal.) rigid and durable storage box that can be easily attached. With a weather-resistant and lockable cover you will never have to worry about what's stored inside.





**NEW LinQ 51 L (13.5 US gal.) Cooler**

Standard on FISH PRO, this larger cooler connects to any other models equipped with the factory-installed LinQ System.

Fishing-related features such as a storage pocket, lid with work surface, quick-attach rod holder system\*, and trolling slots make it a multi-purpose accessory.

**LinQ 16 L (4.2 US gal.) Cooler**

Rigid, durable and weather-resistant, and acts as a table between reconfigured seats for on-water picnics.

\* Rod holders sold separately.



**NEW BRP Audio-Portable System for SPARK Models**

Listen to your music in, on, or off the water with this fully-submersible and removable audio system. Loaded with two 25 Watt speakers with Bluetooth Connectivity and featuring a rechargeable lithium battery and control pad for easy adjustments on or off your watercraft. Can be installed on all SPARK models since 2014.



**Sea-Doo PFDs**

No matter your riding style, Sea-Doo has you covered. Choose from three categories of PFDs to suit your needs. From light and versatile Nylon to comfy Neoprene to the best-of-both-worlds Ecoprene.



**Sea-Doo Trailers**

Sea-Doo Trailers make loading and unloading a snap. Soft design that protects the user and the craft, with no sharp angles that can break the skin or the bottom of the craft.

**Sea-Doo Covers**

Designed and crafted with every centimeter of your Sea-Doo in mind to fit each model like a glove. Also, thoughtful zippered openings for storage and gas tank make it easy to access when your Sea-Doo is covered.


**SPECIFICATIONS**



		Sport Fishing	Performance			
						
		NEW FISH PRO 155	RXT 230	RXT-X 300	GTR 230	RXP-X 300
Capacity and Dimensions	Available Color(s)	White/Night Green	Black/Octane Blue	Neon Yellow/Lava Grey Eclipse Black/Lava Red	Black/Octane Blue	Neon Yellow/Lava Grey Eclipse Black/Lava Red
	Rider Capacity	3	3		3	2
	Weight Capacity	272 kg / 600 lb	272 kg / 600 lb		272 kg / 600 lb	182 kg / 400 lb
	Fuel Capacity	70 L / 18.5 US gal	60 L / 15.9 US gal		60 L / 15.9 US gal	60 L / 15.9 US gal
	Storage Capacity	Total - 153.5 L (40.6 US gal) Glove Box - 2.5 L (0.6 US gal) Front Storage Bin - 100 L (26.5 US gal) Fishing Cooler - 51 L (13.5 US gal)	Total - 102.5 L (27.1 US gal) Glove Box - 2.5 L (0.6 US gal) Front Storage Bin - 100 L (26.5 US gal)		Total 116.6 L (30.74 US gal) Glove Box - 6.6 L (1.74 US gal) Front Storage Bin - 110 L (29 US gal)	Total - 116.4 L (30.7 US gal) Glove Box - 6.4 L (1.7 US gal) Front Storage Bin - 110 L (29 US gal)
	Length	373.4 cm / 147"	345.1 cm / 135.9"		336.8 cm / 132.6"	331.6 cm / 130.6"
	Width	125.5 cm / 49.4"	125.5 cm / 49.4"		123.1 cm / 48.5"	122.7 cm / 48.3"
Rotax Engine	Dry Weight	389 kg / 856 lb	365 kg / 805 lb	376 kg / 828 lb	367 kg / 807 lb	384 kg / 847 lb
	Rotax Engine	1503 NA	1500 HO ACE	1630 ACE	1500 HO ACE	1630 ACE
	Fuel Type	87 Octane	87 Octane	91 Octane	87 Octane	91 Octane
	Brake, Neutral and Reverse System	Electronic iBR	Electronic iBR		Electronic iBR	Electronic iBR
	Engine Cooling	Closed-Loop Cooling System	Closed-Loop Cooling System		Closed-Loop Cooling System	Closed-Loop Cooling System
	Exhaust System	D-Sea-Bel Sound Reducing System	D-Sea-Bel Sound Reducing System		D-Sea-Bel Sound Reducing System	D-Sea-Bel Sound Reducing System
Hull	Type	ST3	ST3	ST3	GTI	T3
	Material	Fiberglass	Fiberglass		Fiberglass	Fiberglass
Gauge	Type of Gauge	7.6" Wide Digital Display	7.6" Wide Digital Display		Multifunction Display	7.6" Wide Digital Display
	Main Functions	Speedometer, RPM, Clock, VTS Display, Water Temperature, Vehicle Hour Display	Speedometer, RPM, Clock, VTS Display, Speed Statistics (RXT-X 300), Vehicle Hour Display		Speedometer, RPM, Clock, VTS Display, Vehicle Hour Display	Speedometer, RPM, Clock, VTS Display, Speed Statistics, Vehicle Hour Display
	iTC (Intelligent Throttle Control) System - Mode	Sport Mode, ECO Mode, Slow Mode/Trolling Mode, Speed Limiter	Sport Mode, ECO Mode, Slow Mode, Speed Limiter		Sport Mode, ECO Mode	Sport Mode, ECO Mode, Slow Mode, Speed Limiter
Features	Seat	Ergolock Fishing Bench Seat	Ergolock	Ergolock Seat with X Logo	Touring Seat	Ergolock Seat with X Logo
	Trim Tabs	Included	Included		Included	Included
	Variable Trim System (VTS)	High-Performance	High-Performance	High-Performance with Launch Control	High-Performance	High-Performance with Launch Control
	Boarding Features	Boarding Ladder	Boarding Ladder (Accessory)		Boarding Ladder (Accessory)	Boarding Ladder (Accessory)
	Towing Features	Ski Tow Eye	Ski Tow Eye		Tow Hook	Tow Hook
	RF D.E.S.S. Key	Included	Included		Included	Included
	BRP Audio System	BRP Audio-Premium (Accessory)	BRP Audio-Premium (Accessory)			
	Wide-Angle Mirrors	Included	Included		Included	Included
	Palm Handlegrip	Included	Included		Included	Included
	Steering	Tilt	Tilt	Tilt X-Steering	Fixed	Racing Handlebar with Adjustable Riser
	Sponsons	Standard	Standard	X-Sponsons	Standard	Adjustable
	LinQ System	Included	Included		Accessory	Accessory
	Package	FISHING	BASE	X	BASE	X

**SPECIFICATIONS**



		Touring		Tow Sports
				
		GTX 155	GTX 230	GTX Limited 300
				
				WAKE PRO 230
Capacity and Dimensions	Available Color(s)	Beach Blue Metallic/Lava Grey		Liquid Grey Metallic/Equestrian Brown
	Rider Capacity	3		3
	Weight Capacity	272 kg / 600 lb		272 kg / 600 lb
	Fuel Capacity	60 L / 15.9 US gal		60 L / 15.9 US gal
	Storage Capacity	Total - 102.5 L (27.1 US gal) Glove Box - 2.5 L (0.6 US gal) Front Storage Bin - 100 L (26.5 US gal)		Total - 102.5 L (27.1 US gal) Glove Box - 2.5 L (0.6 US gal) Front Storage Bin - 100 L (26.5 US gal)
	Length	345.1 cm / 135.9"		345.1 cm / 135.9"
	Width	125.5 cm / 49.4"		125.5 cm / 49.4"
	Dry Weight	348 kg / 768 lb	365 kg / 805 lb	385 kg / 847 lb
Rotax Engine	Rotax Engine	1503 NA	1500 HO ACE	1630 ACE
	Fuel Type	87 Octane		91 Octane
	Brake, Neutral and Reverse System	Electronic iBR		Electronic iBR
	Engine Cooling	Closed-Loop Cooling System		Closed-Loop Cooling System
	Exhaust System	D-Sea-Bel Sound Reducing System		D-Sea-Bel Sound Reducing System
Hull	Type	ST3		ST3
	Material	Fiberglass		Fiberglass
Gauge	Type of Gauge	7.6" Wide Digital Display		7.6" Wide Digital Display
	Main Functions	Speedometer, RPM, Clock, VTS Display, Vehicle Hour Display		Speedometer, RPM, Clock, VTS Display, Water Temperature Depth Finder, Vehicle Hour Display
	iTC (Intelligent Throttle Control) System - Mode	Sport Mode, ECO Mode, Slow Mode, Speed Limiter		Sport Mode, ECO Mode, Slow Mode, Speed Limiter
Features	Seat	Ergolock with Stepped Design		Ergolock with Stepped Design
	Trim Tabs	Included		Included
	Variable Trim System (VTS)	High-Performance		High-Performance
	Boarding Features	Boarding Ladder		Boarding Ladder
	Towing Features	Ski Tow Eye		Ski Tow Eye
	RF D.E.S.S. Key	Included		Included
	BRP Audio System	BRP Audio-Premium (Accessory)	BRP Audio-Premium	BRP Audio-Premium
	Wide-Angle Mirrors	Included		Included
	Palm Handlegrip	Included		Included
	Steering	Tilt		Tilt
	Sponsons	Standard		Standard
	LinQ System	Included		Included
Package	BASE		LIMITED	
				WAKE

# SPECIFICATIONS

		Recreation		Rec Lite				
								
		GTI 90	NEW GTI 130	GTI SE 155	SPARK 2-Up 900 ACE	SPARK 2-Up 900 HO ACE	SPARK TRIXX 2-Up	SPARK TRIXX 3-Up
Capacity and Dimensions	Available Color(s)	White/ Krypton Green		Beach Blue Metallic/ Lava Grey	Licorice/Mango Vanilla/Blueberry	Licorice/Mango Vanilla/Blueberry Pineapple/Candy Blue	Orange Crush/Chili Pepper Jalapeno/ Pear	
	Rider Capacity	3		3	2		2	3
	Weight Capacity	272 kg / 600 lb		272 kg / 600 lb	160 kg / 352 lb		160 kg (352 lb)	205 kg (450 Lb)
	Fuel Capacity	60 L / 15.9 US gal		60 L / 15.9 US gal	30 L / 7.9 US gal		30 L / 7.9 US gal	
	Storage Capacity	Total - 116.6 L (30.74 US gal) Glove Box - 6.6 L (1.74 US gal) Front Storage Bin - 110 L (29 US gal)		Total - 116.6 L (30.7 US gal) Glove Box - 6.6 L (1.74 US gal) Front Storage Bin - 110 L (29 US gal)	Glove Box - 1.6 L (0.42 US gal) Front Storage Bin - 27 L (7 US gal) (Accessory)		Glove Box - 1.6 L (0.42 US gal) Front Storage Bin - 27 L (7 US gal) (Accessory)	
	Length	336.8 cm / 132.6"		336.8 cm / 132.6"	279 cm / 110"	279 cm / 110" iBR adds 11 cm	279 cm / 110"	305 cm / 120"
	Width	123.1 cm / 48.5"		123.1 cm / 48.5"	118 cm / 46"		118 cm / 46"	
	Dry Weight	291 kg / 640 lb	326 kg / 718 lb	359 kg / 790 lb	184 kg / 405 lb	184 kg / 405 lb iBR adds 6 kg	192 kg / 422 lb	199 kg / 438 lb
Rotax Engine	Rotax Engine	900 HO ACE	1503	1503 NA	900 ACE	900 HO ACE	900 HO ACE	
	Fuel Type	87 Octane		87 Octane	87 Octane		87 Octane	
	Brake, Neutral and Reverse System	Electronic iBR		Electronic iBR	Manual Reverse Kit (Accessory)	Electronic iBR	Electronic iBR	
	Engine Cooling	Closed-Loop Cooling System		Closed-Loop Cooling System	Closed-Loop Cooling System		Closed-Loop Cooling System	
	Exhaust System	D-Sea-Bel Sound Reducing System		D-Sea-Bel Sound Reducing System	D-Sea-Bel Sound Reducing System		D-Sea-Bel Sound Reducing System	
Hull	Type	GTI		GTI	SPARK		SPARK	
	Material	Polytec		Fiberglass	Polytec		Polytec	
Gauge	Type of Gauge	Digital Compact		Digital Compact	Compact		Compact	
	Main Functions	Speedometer, RPM, Clock, VTS Display, Fuel Consumption Instant & Average, Vehicle Hour Display		Speedometer, RPM, Clock, VTS Display, Fuel Consumption Instant & Average, Vehicle Hour Display	Speedometer, RPM, Vehicle Hour Display		Speedometer, RPM, VTS Display, Vehicle Hour Display	
	iTC (Intelligent Throttle Control) System - Mode	Sport Mode ECO Mode		Sport Mode ECO Mode	Sport Mode		Sport Mode	
Features	Seat	Standard Seat		Touring Seat	Slim Seat		Slim Seat	
	Trim Tabs							
	Variable Trim System (VTS)			Standard			High-Performance	
	Boarding Features	Boarding Ladder (Accessory)		Boarding Ladder	Boarding Step (Accessory)		Boarding Step (Accessory)	
	Towing Features	Tow Hook		Tow Hook	Tow Hook		Tow Hook	
	RF D.E.S.S. Key	Included		Included	Accessory		Accessory	
	BRP Audio System				BRP Audio-Portable System (Accessory)		BRP Audio-Portable System (Accessory)	
	Wide-Angle Mirrors	Included		Included	Accessory		Accessory	
	Palm Handlegrip	Included		Included	Included		Included	
	Steering	Fixed		Fixed	Fixed		Adjustable Riser	
	Sponsons	Standard		Standard	Standard		Standard	
	LinQ System	Accessory		Accessory			Accessory	
Package	BASE		SE			TRIXX		

©2018 Bombardier Recreational Products Inc. (BRP). All rights reserved.™, ® and the BRP logo are trademarks of BRP or its affiliates. Products are distributed in the USA by BRP US Inc. GTX is a registered trademark of Castrol Limited used under license. BlueTooth is a registered trademark owned by the Bluetooth SIG, Inc. and any use of such marks by BRP is under license. Garmin and ECHOLOGIC are trademarks of Garmin Ltd. or its subsidiaries. BRP reserves the right at any time to discontinue or change specifications, prices, designs, features, models or equipment without incurring obligation. Watercraft performance may vary depending on, among other things, general conditions, ambient temperature, and altitude, riding ability and rider/passenger weight. Testing of competitive models done under identical conditions. Performance number achieved under optimal testing conditions. Some models shown may depict optional accessories. Some pictures depicted in this brochure include professional riders and wakeboarders executing maneuvers under ideal and/or controlled conditions. Do not attempt any of these, or any other risky maneuvers, if they are beyond your level of riding or wakeboarding ability, as well as your understanding and respect for the performance of your personal watercraft. Always consult an authorized Sea-Doo dealer when selecting a watercraft for your particular needs, and carefully read and pay attention to your Operator's Guide, Instructional Video, and the on-product labeling on your personal watercraft. Always drive responsibly and safely. Severe injury can result from ignoring warnings, not following the instructions or improper use of watercraft and related products. Use common sense and courtesy. Always observe applicable local laws and regulations. Respect the rights of, and keep a safe distance from, other recreationists and/or bystanders. Always wear the appropriate protective clothing, including a Coast Guard-approved PFD as dictated by the circumstances including, but not limited to, the weather, boating conditions and age and abilities of the occupants. Don't operate your watercraft under the influence of drugs or alcohol. Always observe applicable laws and regulations. Protect your watercraft with the B.E.S.T. Protection Plan out there. Visit an authorized Sea-Doo dealer for details. By being a member of these important industry associations, we recognize and support their efforts in sharing the responsibility or promoting the growth of our sport. Sea-Doo watercraft riders know that riding responsibly and safety is always more fun.



EXPLORE AN ENTIRE WORLD OF ADVENTURE WITH ALL OF OUR BRP PRODUCTS. [BRP.COM](http://BRP.COM)



*ski-doo LYNX SEA-DOO EVINRUDE ROTAX can-am*



# Fish Beware

The All-New FISH PRO

